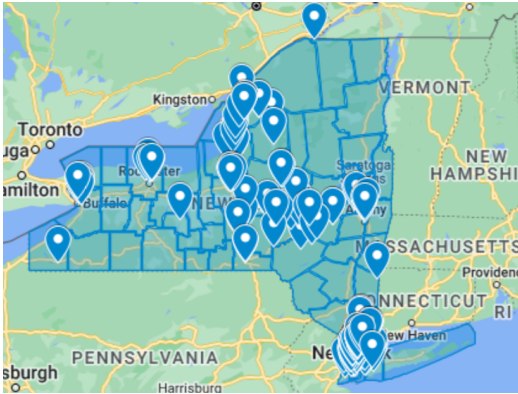


NEW YORK STATE'S SCHOOL-BASED HEALTH CENTERS AT A GLANCE: SCHOOL YEAR 2023-2024



Across New York State, approximately 250 school-based health centers (SBHCs) provide care to some 250,000 public school students. These centers offer a wide range of services for children regardless of their family's financial situation or insurance status. Located in schools in under-resourced areas, SBHCs deliver essential care where it's most needed—right at school.



School-Based Health Centers offer comprehensive, high-quality preventive, dental, behavioral health, and primary care for our preschool through high school students. Services are provided on site by a multi-disciplinary team of medical and behavioral health professionals and clinicians, sponsored by Federally Qualified Health Centers (FQHCs), hospitals, or community-based healthcare organizations.

For many children, our SBHCs are the only care they receive. We know that children seen in SBHCs have fewer absences, higher grade performance, and higher graduation rates. The care that SBHCs give will affect many children for their lifetime.

This “At A Glance” summary report tells you about the care and services provided by 126 School-Based Health Centers from 13 Sponsoring Organizations who participate in the New York School-Based Health Foundation’s (NYSBHF) Data Hub Project, representing ~60% of the state’s SBHCs.

The NYSBHF’s Data Hub is the only data source in New York State with de-identified patient-level school-health data, allowing for deeper understanding of the role, impact, and importance of our SBHCs. We are grateful to all who share our goal of assuring access to quality healthcare for New York’s school children.



Healthy Kids. Successful Students. Stronger Communities.

If you have questions or want more information, please contact us at info@nysbhfoundation.org



Learn more at our
website
[NYSBHFfoundation.org](https://www.nysbhfoundation.org)



New York State's School-Based Health Centers

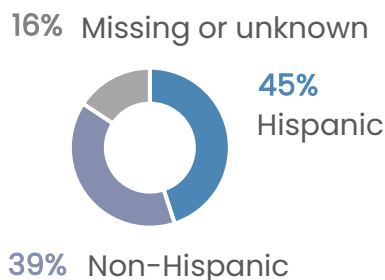
In school year 2023–24, our SBHCs treated **65,397** individuals in **261,389** visits.

Who uses our services?

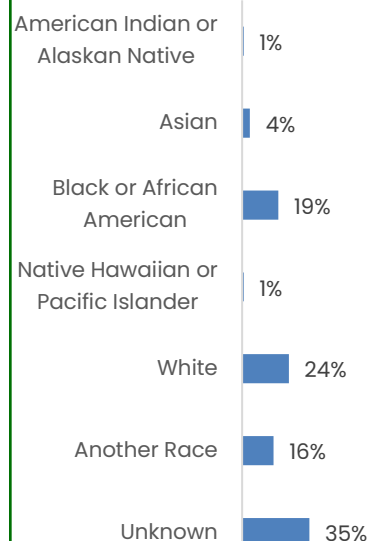
By Insurance

- **43%** Medicaid
- **11%** Private Insurance
- **7%** Child Health Plus
- **16%** Uninsured
- **23%** Missing, unknown, or other

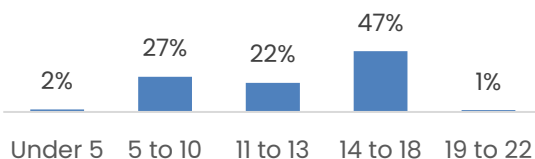
By Ethnicity¹



By Race¹



By Age



By Gender

52% Female
48% Male

Why do students seek care? ²

- **41,999** students sought **general wellness care**
- **32,494** students sought **acute care services**
- **12,922** students sought **behavioral health services**
- **14,164** students sought **reproductive health care**
- **5,474** students sought **dental care**



What types of visits do students receive?

Medical Care ²

Of our **156,263** medical care visits:

- 11%** were for Comprehensive Physical Exam
- 22%** were for students with Chronic Disease
- 43%** were for Acute Care
- 16%** were for Reproductive Health
- 15%** were for Immunizations



Behavioral Health ²

Of our **68,816** behavioral health visits:

- 47%** were for Adjustment Disorder
- 15%** were for Depression
- 22%** were for Anxiety
- 32%** were for Other Reasons

