NEW YORK'S SCHOOL-BASED HEALTH CENTERS

Annual Profile

Who They Serve and What They Do

Based on data from NYSBHF Data Hub participants · School Year 2024–2025

The New York School-Based Health Foundation is a 501c3 organization with a mission o promote, strengthen, and expand access to NY's school-based health centers by offering technical assistance, training, and data services. Our SBHC Data Hub provides the only publicly available source of statewide and comparative data about NY's SBHCs. It now includes 14 sponsoring organizations representing almostg 60% of the state, with several more in recruitment to join.













70,187 Students · 343,891 Clinic Visits · 14 Sponsoring Organizations

Healthy Kids. Successful Students. Stronger Communities.

2024–2025 SBHC Data Snapshot

New York School-Based Health Foundation · SBHC Data Hub

Across New York State, approximately 250 school-based health centers (SBHCs) provide care to some 250,000 public school students. These centers offer a wide range of medical, behavioral health, and dental health services for children regardless of their family's financial situation or insurance status. In an age of evidence-based medicine, the NYSBHF's SBHC Data Hub is working to collect patient-level data to show SBHCs impact and importance. This year's report includes:

70,187
students served

343,891
service visits

137
SBHC locations

55%
of NY's total SBHCs

Students served, by grade level

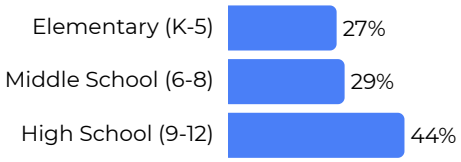

Students served, by insurance status

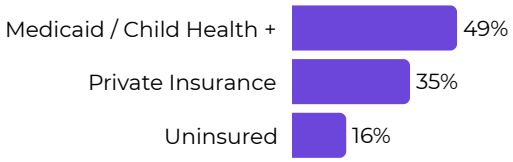

Healthcare Services used by SBHC students

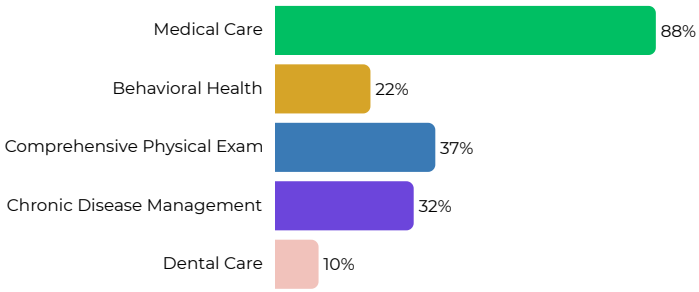

As students visit for more than one reason, figures total to more than 100%.

Communities our Sponsoring Organizations serve

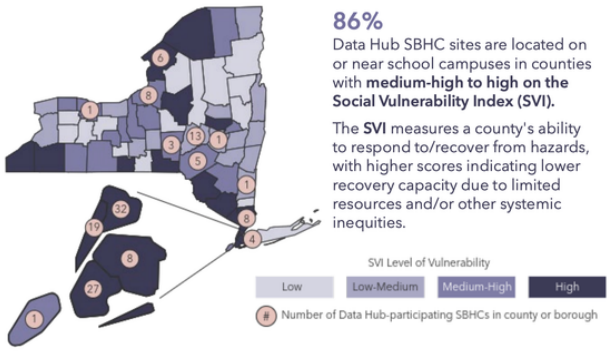

86%
Data Hub SBHC sites are located on or near school campuses in counties with **medium-high to high on the Social Vulnerability Index (SVI).**

The **SVI** measures a county's ability to respond to/recover from hazards, with higher scores indicating lower recovery capacity due to limited resources and/or other systemic inequities.

Health & Academic Impact

1 in 4
students who received medical care at an SBHC also recieved an immunization

80%/20%
SBHCs in ubran communities and rural communities rescpectively

96%
of families rated their SBHC visit as good or excellent

73%
middle or high school

61%
Hispanic, Black, or Multi-Race

86%
Sites in medium-high/high SBI countries

Read the full 2024-2025 Annual Profile
www.nysbhfoundation.org